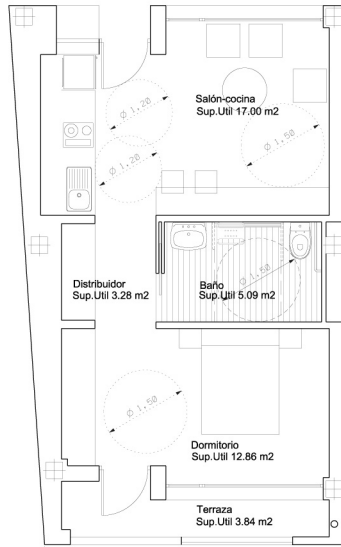
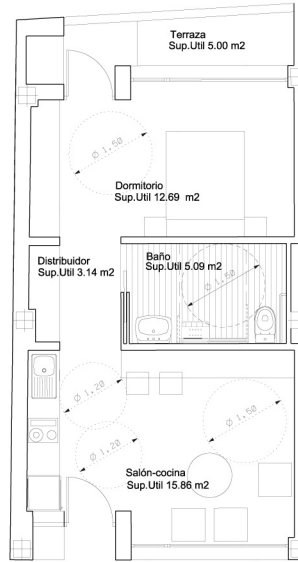


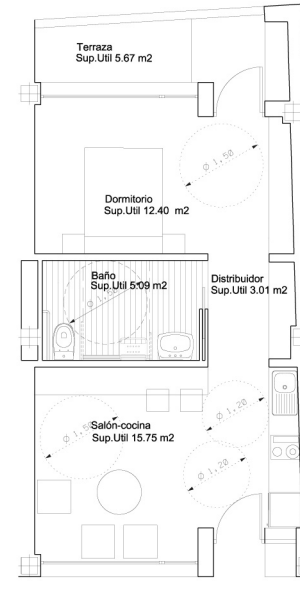
Tipo 1.  
 Sup. Util 40,91 m<sup>2</sup>  
 PTA. BAJA: 1B / 2B / 3B / 4B / 5B / 6B  
 7B / 8B / 9B / 10B  
 PTA. PRIMERA: 1.1 / 2.1 / 3.1 / 4.1  
 5.1 / 12.1 / 13.1 / 14.1  
 15.1 / 16.1 / 17.1 / 18.1



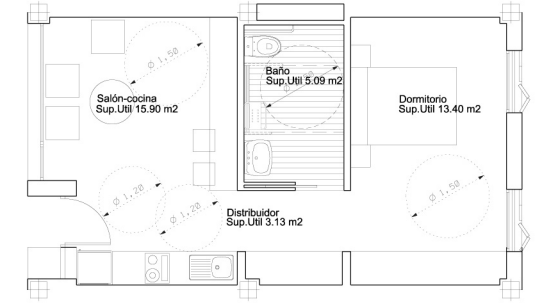
Tipo 2.  
 Sup. Util 42,07 m<sup>2</sup>  
 PTA. PRIMERA: 19.1



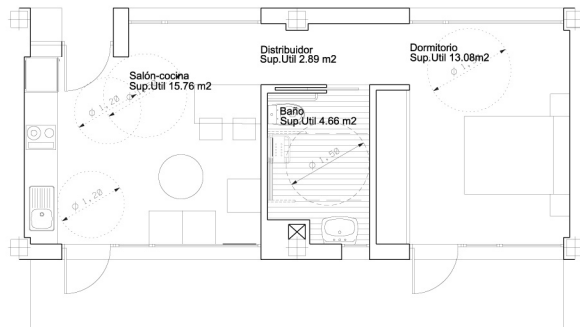
Tipo 3.  
 Sup. Util 41,78 m<sup>2</sup>  
 PTA. PRIMERA: 20.1



Tipo 4.  
 Sup. Util 41,92 m<sup>2</sup>  
 PTA. PRIMERA: 21.1



Tipo 5.  
 Sup. Util 37,52 m<sup>2</sup>  
 PTA. PRIMERA: 6.1 / 7.1 / 8.1 / 9.1 / 10.1 / 11.1



Tipo 6.  
 Sup. Util 36,39 m<sup>2</sup>  
 PTA. BAJO CUBIERTA: 1.2 / 2.2 / 3.2 / 4.2 / 5.2 / 6.2



Tipo 7.  
 Sup. Util 36,40 m<sup>2</sup>  
 PTA. BAJO CUBIERTA: 7.2