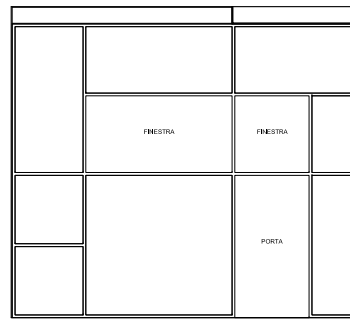
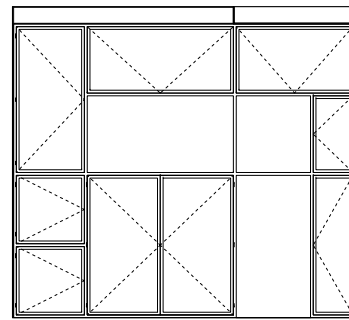


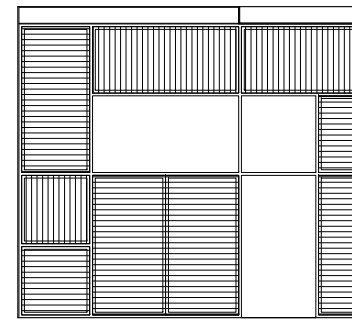
EXTERIOR / INTERIOR



ESTRUCTURA, BÁSICA



ESTRUCTURA, BÁSICA + PORTES



INTERIOR / EXTERIOR

lo | l1 | 2.5 m

ESTUDI. ALÇAT